

# FY21 ECONOMIC IMPACT REPORT

## NAVY REGION EUROPE, AFRICA, CENTRAL



---

## TABLE OF CONTENTS

---

EXECUTIVE SUMMARY .....	2
ABOUT THE REGION.....	2
PURPOSE OF STUDY.....	2
METHODOLOGY .....	2
LABOR.....	2
LEASES AND DIRECT PAYMENTS.....	3
PROCUREMENT.....	3
TOURISM AND LOCAL SPENDING.....	3
ECONOMIC IMPACT OVERVIEW.....	5
BAHRAIN: FY21 ECONOMIC IMPACT REPORT OF NAVAL SUPPORT ACTIVITY BAHRAIN AND ISA AIR BASE ON THE BAHRAINI ECONOMY.....	6
DJIBOUTI: FY21 ECONOMIC IMPACT REPORT OF CAMP LEMONNIER, DJIBOUTI ON THE DJIBOUTIAN ECONOMY.....	7
GREECE: FY21 ECONOMIC IMPACT REPORT OF NAVAL SUPPORT ACTIVITY SOUDA BAY ON THE GREEK ECONOMY .....	8
ITALY: FY21 ECONOMIC IMPACT REPORT OF NAVAL SUPPORT ACTIVITY NAPLES ON THE ITALIAN ECONOMY.....	9
FY21 ECONOMIC IMPACT REPORT OF NAVAL AIR STATION SIGONELLA ON THE ITALIAN ECONOMY.....	10
POLAND: FY21 ECONOMIC IMPACT REPORT OF NAVAL SUPPORT FACILITY REDZIKOWO ON THE POLISH ECONOMY .....	11
ROMANIA: FY21 ECONOMIC IMPACT REPORT OF NAVAL SUPPORT FACILITY DEVESELU ON THE ROMANIAN ECONOMY .....	12
SPAIN: FY21 ECONOMIC IMPACT REPORT OF NAVAL STATION ROTA ON THE SPANISH ECONOMY .....	13
STANDARD NAVY DISTRIBUTION LIST (SNDL) INSTALLATION AND TENANT COMMANDS (FY21 CONTRACTS) .....	14

---

## EXECUTIVE SUMMARY

---

This report estimates the Fiscal Year 2021 (FY21) Navy Region Europe, Africa, Central (NREURAFCENT) economic impact on Host Nation economies of select Navy installations. Specifically, it examines the economic impacts associated with FY21 labor; leases and direct payments; procurement; and tourism and local spending in relation to these installations. NREURAFCENT Strategy and Future Requirements Directorate (N5) produced this report in collaboration with installations and select tenant commands.<sup>1</sup>

---

## ABOUT THE REGION

---

NREURAFCENT oversees nine installations and other operational locations spanning the Areas of Responsibility (AORs) of three Geographic Combatant Commands: U.S. European Command (USEUCOM), U.S. Africa Command (USAFRICOM), and U.S. Central Command (USCENTCOM).

Within these AORs, NREURAFCENT operationalizes the shore component of U.S. Navy, Joint and Allied forces by providing responsive, agile, and capable power projection platforms through core mission enablers to support five key shore missions: Air Operations, Port Operations, Security, Public Safety, and Quality of Life.

---

## PURPOSE OF STUDY

---

This study was undertaken to approximate the overall economic impact in FY21 of the following select NREURAFCENT installations and their major tenant commands on their respective Host Nation economies: Naval Support Activity Bahrain; Isa Air Base, Bahrain; Camp Lemonnier, Djibouti; Naval Support Activity Souda Bay, Greece; Naval Support Activity Naples, Italy; Naval Air Station Sigonella, Italy; Naval Support Facility Redzikowo, Poland; Naval Support Facility Deveselu, Romania; and Naval Station Rota, Spain.

---

## METHODOLOGY

---

The sections below reflect how estimates were derived across each spending category. The figures are a conservative approximation and may not include all injections into the Host Nation economies.

### LABOR

Labor figures include Appropriated and Non-Appropriated funded Local National (LN) salaries and fringe benefits and U.S. Personnel entitlements.

---

<sup>1</sup> Organizations that operate within an Installation.

LN labor figures comprise base salary plus fringe benefits and were gathered from the installations concerned and major tenant command comptroller offices below:

- Defense Commissary Agency (DeCA)
- Defense Logistics Agency (DLA)
- Department of Defense Education Activity (DODEA)
- Forward Deployed Regional Maintenance Center (FDRMC)
- Naval Facilities Engineering Systems Command (NAVFAC) EURAFCENT
- Fleet Logistics Center (FLC) Sigonella and Bahrain
- Navy Exchange Service Command (NEXCOM)
- Navy Gateway Inns and Suites (NGIS)

U.S. Personnel figures comprise entitlements for U.S. Military and U.S. Civilians. Entitlements for U.S. personnel include Cost of Living Adjustment (COLA); Overseas Housing Allowance (OHA); Living Quarters Allowance (LQA); Post Allowance (PA); and Post Differential Pay. Installation and tenant command COLA and OHA totals were included in lieu of rent totals if their sum was larger than lease rent totals provided for a given installation.

Note: While some installations employ a substantial number of local employees through service contracts, the economic injection associated with these employees is captured under the category of Procurement (i.e. under Contracts), and not under Labor.

#### LEASES AND DIRECT PAYMENTS

Lease and Direct Payment figures comprise data from NAVFAC EURAFCENT, NREURAFCENT Housing, and Country-to-Country Agreements, where they exist. Facility and DoD Leases include total rents for the Navy portfolio of operational leases and lease modifications. Installation Housing Leases are leases or other agreements between the United States Government and private entities that provide housing to DoD Personnel. To capture U.S. Personnel Private Housing Lease figures for U.S. Personnel residing on the economy assigned to a given installation, the study utilized private lease totals when greater than housing allowances. Housing Leases include contracts for U.S. Military, U.S. Civilians, and U.S. Contractors.

Direct payments to the Host Nation capture Acquisition and Cross Servicing Agreement (ACSA) transactions, when ACSA agreements exist for a given country, as well as other payments for Installation support.

#### PROCUREMENT

Procurement figures are derived from contracts awarded in FY21 for Military Construction (MILCON); Special Projects; sustainment, restoration, and modernization (SRM); utilities; local vendor contracts; transportation; and locally-sourced contract labor. All contract values are derived from the amount awarded to the local entity as the prime contractor.

Procurement figures also include pier husbanding services and fuel provided by DLA when purchased within the Host Nation for use at the respective Navy Installation.

#### TOURISM AND OTHER LOCAL SPENDING

Tourism and other Local Spending, where covered, comprises four categories: an approximation of personal spending for U.S. Personnel, NEX purchases and resale from local vendors, NEX vendor and concessionary sales, and NEX accommodation exchanges (purchases of local currency).

Personal Spending was calculated for most installations using an estimated 20% of U.S. Military and U.S. Civilian net pay after tax (with the exception of Bahrain, where U.S. Military pay is not taxed).

Tourism and Local Spending was not calculated for CLDJ because U.S. personnel assigned to CLDJ left the installation infrequently in FY21.

The figures associated with U.S. Civilian salaries are approximated using the weighted averages below:

- 70% of the population as GS-7 (Step 5) with salary of \$33,304 (\$42,698 base salary from the 2021 Office of Personnel Management (OPM) pay schedule (<https://www.opm.gov/policy-data-oversight/pay-leave/salaries-wages/2021/general-schedule/>) with 22% tax rate applied);
- 30% of the population as GS-12 (Step 5) with salary of \$59,077 (\$75,741 base salary from the 2021 OPM pay schedule (<https://www.opm.gov/policy-data-oversight/pay-leave/salaries-wages/2021/general-schedule/>) with 22% tax rate applied).

U.S. Military salaries are approximated using the weighted averages below:

- 70% of the population as E-5 (6 years of service) with salary of \$33,656 (\$38,246 base salary from the 2021 military pay scale (<https://www.dfas.mil/militarymembers/payentitlements/Pay-Tables/>) with 12% tax rate applied with exception of Bahrain);
- 30% of the population as O-4 (14 years of service) with salary of \$77,992 (\$99,990 base salary from the 2021 military pay scale (<https://www.dfas.mil/militarymembers/payentitlements/Pay-Tables/>) with 22% tax rate applied with exception of Bahrain).

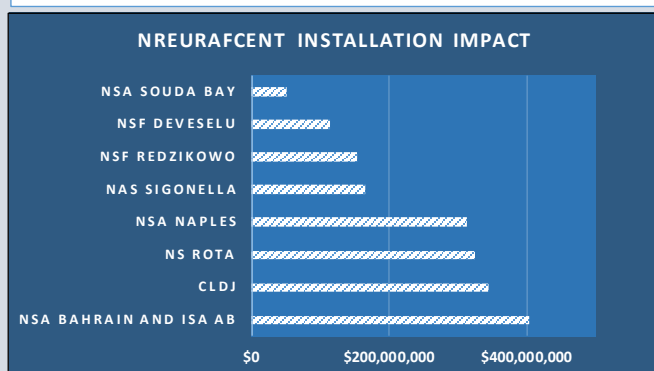
Purchases and resale from local vendors are goods purchased by the NEX locally for sale on the installation. NEX Vendors and Concessionary Sales are sales by local vendors on contract with the NEX to sell their goods on the installation. NEX Accommodation Exchange figures reflect local currency purchased at the NEX. NEX figures were extrapolated from calendar year 2021 NEX proceeds, given NEX does not track and report by fiscal year.

Currency conversion rates are based on the FY21 Olsen and Associates (OANDA) Corporation Currency Exchange Rates on September 30, 2021:

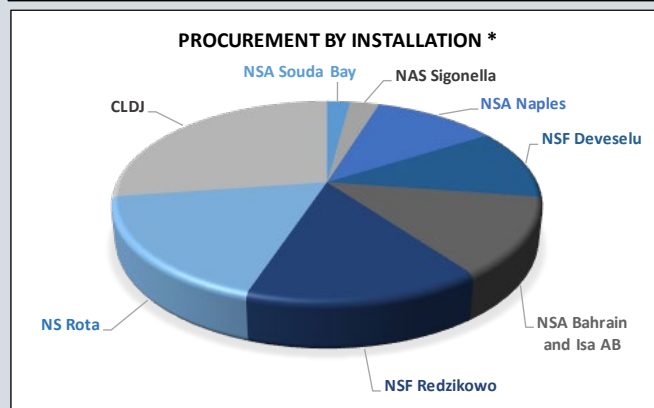
- Bahraini Dinar (BHD) = 2.63685 USD
- Djiboutian Franc (DJF) = 0.00563 USD
- Euro (EUR) = 1.16417 USD
- Polish Złoty (PLN) = 0.25125 USD
- Romanian Leu (RON) = 0.23501 USD

# ESTIMATED FY21 ECONOMIC IMPACT OVERVIEW

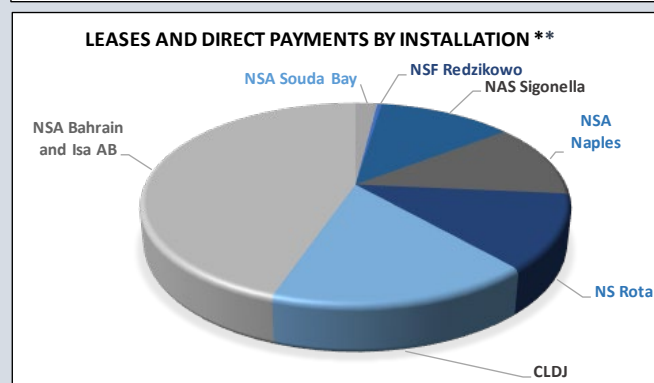
## FY21 NAVY REGION EUROPE, AFRICA, CENTRAL (NREURAFCENT) ECONOMIC IMPACT SUMMARY



Installation	Total Estimated Impact
NSA Souda Bay	\$51,991,009
NSF Deveselu	\$114,551,685
NSF Redzikowo	\$152,751,784
NAS Sigonella	\$165,907,977
NSA Naples	\$312,905,151
NS Rota	\$324,555,266
CLDJ	\$345,461,681
NSA Bahrain and Isa AB	\$402,908,938
<b>TOTAL</b>	<b>\$1,871,033,492</b>



Installation	Procurement
NSA Souda Bay	\$20,780,400
NAS Sigonella	\$26,399,687
NSA Naples	\$110,970,329
NSF Deveselu	\$112,940,710
NSA Bahrain and Isa AB	\$125,044,771
NSF Redzikowo	\$149,868,228
NS Rota	\$174,325,893
CLDJ	\$270,326,914
<b>TOTAL</b>	<b>\$990,656,931</b>



Installation	Leases and Direct Payments
NSF Deveselu	N/A
NSF Redzikowo	\$1,600,000
NSA Souda Bay	\$7,833,147
NAS Sigonella	\$48,031,687
NSA Naples	\$46,860,210
NS Rota	\$47,356,507
CLDJ	\$66,347,344
NSA Bahrain and Isa AB	\$176,312,720
<b>TOTAL</b>	<b>\$394,341,616</b>

\* Totals derived from Military Construction; Special Projects; sustainment, restoration and modernization (SRM); utilities; transportation; pier husbanding; fuel; and Installation (and Tenant Command) contracts with Local National vendors.

\*\* Totals derived from Installation leasing, annual costs provided by NAVFAC EURAFCENT, and Acquisition and Cross Servicing Agreements (ACSAs).



## FY21 ECONOMIC IMPACT REPORT OF NAVAL SUPPORT ACTIVITY BAHRAIN AND ISA AIR BASE ON THE BAHRAINI ECONOMY



Naval Support Activity Bahrain (NSA Bahrain) was established in 1971 and serves as a regional hub in logistical, supply, quality of life, and force protection support to U.S., Allied, and Partner naval forces. The U.S. increased its presence in the region with the establishment of Isa Air Base (Isa AB) in 1990 within the confines of the Royal Bahraini Shaikh Isa Air Base. These two sites are critical enablers for security operations throughout the U.S. Central Command (USCENTCOM) area of responsibility.

The approximated FY21 economic impact of NSA Bahrain and Isa Air Base on the economy of Bahrain:

<b>Labor</b>	
Local National Appropriated Salaries and Fringe Benefits	\$17,432,045.00
Local National Non-Appropriated Salaries and Fringe Benefits	\$8,571,306.00
U.S. Personnel Entitlements (COLA, BAS, PA)	\$25,012,308.00
<b>Leases and Direct Payments</b>	
Facility and DOD Leases	\$34,751,000.00
Installation Housing Leases	\$43,873,683.00
U.S. Personnel Private Housing Leases	\$86,529,864.00
Acquisition and Cross Servicing Agreements (ACSA) Payments	\$11,158,173.00
<b>Procurement</b>	
Contracts	\$60,196,577.00
Military Construction and Special Projects	\$33,652,278.00
Fuel and Pier Husbanding Services	\$31,195,916.00
<b>Tourism and Other Local Spending</b>	
U.S. Personal Spending	\$41,884,486.00
Purchases and Resale from Local Vendors	\$4,170,865.00
NEX Vendors and Concessionary Sales	\$4,480,437.00
<b>ESTIMATED TOTAL</b>	<b>\$402,908,938.00</b>
	<b>BHD<sup>1</sup> 152,799,340.000</b>

<sup>1</sup> Bahraini Dinar

---

# FY21 ECONOMIC IMPACT REPORT OF CAMP LEMONNIER, DJIBOUTI ON THE DJIBOUTIAN ECONOMY

---



Camp Lemonnier, Djibouti (CLDJ) was established as a U.S. installation by the U.S. Marine Corps in 2002 and transferred to the U.S. Navy as lead service in 2006. Located at the junction of the Red Sea and the Gulf of Aden, CLDJ serves as the primary base of operations for U.S., Allied, and Partner forces operating in East Africa and the Western Indian Ocean. CLDJ hosts a multitude of diverse tenant commands and is a critical enabler for joint operations supporting U.S. Africa Command (USAFRICOM), U.S. Central Command (USCENTCOM), and U.S. Special Operations Command (USSOCOM).

The approximated FY21 economic impact of Camp Lemonnier on the economy of Djibouti:

## Direct Payments

Access Agreement Payment <sup>1</sup>	\$63,000,000.00
Payment for Use of Djibouti–Ambouli International Airport <sup>2</sup>	\$3,347,344.00

## Procurement

Contracts <sup>3</sup>	\$160,445,195.00
Fuel and Pier Husbanding Services	\$109,881,719.00

## Local Spending

Purchases and Resale from Local Vendors	\$8,695,423.00
NEX Vendors and Concessionary Sales	\$92,000.00

## ESTIMATED TOTAL

\$345,461,681.00
DJF <sup>4</sup> 61,360,867,041

---

<sup>1</sup> Access Agreement payment provides access to locations and resources in Djibouti

<sup>2</sup> Pursuant to February 2022 Memorandum of Understanding between USAFRICOM and Djibouti–Ambouli International Airport

<sup>3</sup> Includes, but is not limited to, salaries for approximately 1,150 Djiboutian nationals employed by contractors

<sup>4</sup> Djiboutian Franc



# FY21 ECONOMIC IMPACT REPORT OF NAVAL SUPPORT ACTIVITY SOUDA BAY ON THE GREEK ECONOMY



Located on the Island of Crete, Souda Bay was originally commissioned in 1969 as a U.S. Naval Detachment, and formally established as Naval Support Activity Souda Bay (NSA Souda Bay) in 1980. NSA Souda Bay is NATO's premiere naval facility in the Mediterranean Sea and is a key enabler in operations supporting U.S. European Command (USEUCOM), U.S. Africa Command (USAFRICOM), and U.S. Central Command (USCENTCOM).

The approximated FY21 economic impact of NSA Souda Bay on the economy of Greece:

<b>Labor</b>	
Local National Appropriated Salaries and Fringe Benefits	\$10,935,824.00
Local National Non-Appropriated Salaries and Fringe Benefits	\$1,609,582.00
U.S. Personnel Entitlements (COLA, LQA, OHA, BAS, PA)	\$5,404,504.00
<b>Leases and Direct Payments</b>	
Facility and DOD Leases	\$130,000.00
Acquisition and Cross Servicing Agreements (ACSA) Payments	\$7,703,147.00
<b>Procurement</b>	
Contracts	\$8,219,472.00
Fuel and Pier Husbanding Services	\$12,560,928.00
<b>Tourism and Other Local Spending</b>	
U.S. Personal Spending	\$3,974,038.00
Purchases and Resale from Local Vendors	\$995,568.00
NEX Vendors and Concessionary Sales	\$327,944.00
NEX Accommodation Exchanges	\$130,000.00
<b>ESTIMATED TOTAL</b>	
	\$51,991,009.00
	€44,659,293.00 <sup>1</sup>

<sup>1</sup> Euro

# FY21 ECONOMIC IMPACT REPORT OF NAVAL SUPPORT ACTIVITY NAPLES ON THE ITALIAN ECONOMY



Naval Support Activity Naples (NSA Naples), located in Southern Italy, was established in 1951 and is co-located with the Host Nation base commander, Il Comando Aeroporto di Capodichino. NSA Naples is also home to the headquarters for U.S. Naval Forces Europe, U.S. Naval Forces Africa, and U.S. SIXTH Fleet. NSA Naples is also the U.S. Navy's primary command-and-control and communications center for operations supporting U.S. European Command (USEUCOM), U.S. Africa Command (USAFRICOM), and U.S. Central Command (USCENTCOM).

The approximated FY21 economic impact of NSA Naples on the economy of Italy:

<b>Labor</b>	
Local National Appropriated Salaries and Fringe Benefits	\$32,888,847.00
Local National Non-Appropriated Salaries and Fringe Benefits	\$5,609,270.00
U.S. Personnel Entitlements (COLA, LQA, OHA, BAS, PA)	\$59,417,900.00
<b>Leases and Direct Payments</b>	
Facility and DOD Leases	\$44,653,000.00
Acquisition and Cross Servicing Agreements (ACSA) Payments	\$2,207,210.00
<b>Procurement</b>	
Contracts	\$76,134,281.00
Military Construction and Special Projects	\$29,280,700.00
Fuel and Pier Husbanding Services	\$5,555,349.00
<b>Tourism and Other Local Spending</b>	
U.S. Personal Spending	\$31,571,180.00
Purchases and Resale from Local Vendors	\$16,130,003.00
NEX Vendors and Concessionary Sales	\$4,957,412.00
NEX Accommodation Exchanges	\$4,500,000.00
<b>ESTIMATED TOTAL</b>	<b>\$312,905,151.00</b>
	<b>€268,779,604.00<sup>1</sup></b>

<sup>1</sup> Euro

# FY21 ECONOMIC IMPACT REPORT OF NAVAL AIR STATION SIGONELLA ON THE ITALIAN ECONOMY



The U.S. has maintained a naval presence in Sigonella since 1959. Naval Air Station Sigonella (NAS Sigonella), located near the City of Catania on the Island of Sicily, is co-located with the Host Nation base commander, Il Comando Aeroporto Sigonella. With its expansive airfield and access to Augusta Bay, NAS Sigonella ideally postures U.S., Allied, and Partner forces to operate in support of U.S. European Command (USEUCOM) and U.S. Africa Command (USAFRICOM).

The approximated FY21 economic impact of NAS Sigonella on the economy of Italy:

<b>Labor</b>	
Local National Appropriated Salaries and Fringe Benefits	\$25,410,640.00
Local National Non-Appropriated Salaries and Fringe Benefits	\$10,604,275.00
U.S. Personnel Entitlements (COLA, LQA, OHA, BAS, PA)	\$22,559,299.00
<b>Leases and Direct Payments</b>	
Facility and DOD Leases	\$16,000,000.00
Marinai Lease	\$13,396,000.00
Augusta Bay Lease	\$1,300,000.00
Acquisition and Cross Servicing Agreements (ACSA) Payments	\$17,335,687.00
<b>Procurement</b>	
Contracts	\$23,417,366.00
Military Construction and Special Projects	\$636,300.00
Fuel and Pier Husbanding Services	\$2,346,020.00
<b>Tourism and Other Local Spending</b>	
U.S. Personal Spending	\$21,166,568.00
Purchases and Resale from Local Vendors	\$9,327,762.00
NEX Vendors and Concessionary Sales	\$1,933,059.00
NEX Accommodation Exchanges	\$475,000.00
<b>ESTIMATED TOTAL</b>	<b>\$165,907,977.00</b>
	<b>€142,511,812.00<sup>1</sup></b>

<sup>1</sup> Euro

---

## FY21 ECONOMIC IMPACT REPORT OF NAVAL SUPPORT FACILITY REDZIKOWO ON THE POLISH ECONOMY

---



Naval Support Facility Redzikowo (NSF Redzikowo) will host Europe's second Aegis Ashore Ballistic Missile Defense (BMD) system when it becomes operational in 2023. Located at a former Polish military and civilian airfield situated 225 miles northwest of Warsaw, NSF Redzikowo is operated in conjunction with the Polish Force Protection Battalion. NSF Redzikowo supports the U.S.-Poland bilateral partnership on NATO's Eastern border while reinforcing the U.S. commitment to the security of Europe.

The approximated FY21 economic impact of NSF Redzikowo on the economy of Poland:

---

<b>Labor</b>	
U.S. Personnel Entitlements (COLA, LQA, BAS, PA)	\$469,025.00

---

<b>Leases and Direct Payments</b>	
Facility and DOD Leases	\$1,600,000.00

---

<b>Procurement</b>	
Contracts <sup>1</sup>	\$7,242,658.00
Military Construction and Special Projects	\$141,365,456.00
Transportation	\$1,260,114.00

---

<b>Tourism and Other Local Spending</b>	
U.S. Personal Spending	\$809,950.00
Purchases and Resale from Local Vendors	\$4,582.00

---

<b>ESTIMATED TOTAL</b>	<b>\$152,751,784.00</b>
	<b>PLN<sup>2</sup> 607,967,298.00</b>

---

---

<sup>1</sup> Includes, but is not limited to, salaries for approximately 300 Polish nationals employed by contractors

<sup>2</sup> Polish Złoty

# FY21 ECONOMIC IMPACT REPORT OF NAVAL SUPPORT FACILITY DEVESELU ON THE ROMANIAN ECONOMY



Naval Support Facility Deveselu (NSF Deveselu), Romania was established in 2016 on Romania's 99th Military Base. Situated near the town of Deveselu, approximately 85 miles southwest of Bucharest, this strategic facility is a critical component of the U.S. contribution to the ballistic missile defense (BMD) of Europe. NSF Deveselu also serves as a focal point of the U.S.-Romanian bilateral partnership on NATO's Eastern border and reinforces the U.S. commitment to the security of Europe.

The approximated FY21 economic impact of NSF Deveselu on the economy of Romania:

<b>Labor</b>	
U.S. Personnel Entitlements (COLA, LQA, BAS, PA)	\$334,390.00
<b>Procurement</b>	
Contracts <sup>1</sup>	\$16,640,272.00
Military Construction and Special Projects	\$95,701,019.00
Fuel and Transportation	\$599,419.00
<b>Tourism and Other Local Spending</b>	
U.S. Personal Spending	\$1,166,742.00
Purchases and Resale from Local Vendors	\$66,518.00
NEX Vendors and Concessionary Sales	\$43,325.00
<b>ESTIMATED TOTAL</b>	<b>\$114,551,685.00</b>
	<b>RON<sup>2</sup> 487,433,236.00</b>

<sup>1</sup> Includes, but is not limited to, salaries for approximately 75 Romanian nationals employed by contractors

<sup>2</sup>Romanian Leu

---

## FY21 ECONOMIC IMPACT REPORT OF NAVAL STATION ROTA ON THE SPANISH ECONOMY

---



Naval Station Rota (NS Rota), strategically located near the Strait of Gibraltar, was established in 1953 on Spain's Base Naval de Rota. NS Rota supports U.S. European Command (USEUCOM) and U.S. Africa Command (USAFRICOM) strategic priorities by providing airfield and port facilities, emergency services, and logistical and administrative support to U.S., Allied, and Partner Forces. NS Rota hosts a wide range of operationally diverse tenant commands to include four homeported Arleigh Burke-class destroyers.

The approximated FY21 economic impact of NS Rota on the economy of Spain:

---

<b>Labor</b>	
Local National Appropriated Salaries and Fringe Benefits	\$41,373,334.00
Local National Non-Appropriated Salaries and Fringe Benefits	\$10,179,905.00
U.S. Personnel Entitlements (COLA, BAS, PA)	\$10,189,923.00

---

<b>Leases and Direct Payments</b>	
U.S. Personnel Private Housing Leases	\$47,356,507.00

---

<b>Procurement</b>	
Contracts	\$146,532,492.00
Military Construction and Special Projects	\$27,793,401.00

---

<b>Tourism and Other Local Spending</b>	
U.S. Personal Spending	\$28,368,095.00
Purchases and Resale from Local Vendors	\$5,779,160.00
NEX Vendors and Concessionary Sales	\$1,582,450.00
NEX Accommodation Exchanges	\$5,400,000.00

---

<b>ESTIMATED TOTAL</b>	<b>\$324,555,266.00</b>
	<b>€278,786,832.00<sup>1</sup></b>

---

---

<sup>1</sup> Euro

---

## STANDARD NAVY DISTRIBUTION LIST (SNDL) INSTALLATION AND TENANT COMMANDS (FY21 CONTRACTS)

---

NOTE: All commands listed below are U.S. Department of Defense entities.

NSA Souda Bay:

NAVAL SUPPORT ACTIVITY SOUDA BAY  
NAVY MUNITIONS COMMAND ATLANTIC  
HOPPER INFORMATION SERVICES CENTER DETACHMENT  
REGION LEGAL SERVICE OFFICE EUROPE AFRICA CENTRAL  
NAVAL COMPUTER & TELECOMMUNICATIONS AREA MASTER STATION  
NAVY EXCHANGE DETACHMENT

NSF Deveselu:

NAVAL SUPPORT FACILITY DEVESELU  
AEGIS ASHORE MISSILE DEFENSE SYSTEM  
NAVAL SUPPLY SYSTEMS COMMAND FLEET LOGISTICS CENTER

NAS Sigonella:

NAVAL AIR STATION SIGONELLA  
FLEET AIR SIGONELLA  
NAVY EXCHANGE DETACHMENT  
NAVAL AIR STATION SIGONELLA IT  
NAVAL MEDICAL RESEARCH UNIT 3  
NAVY MUNITIONS COMMAND ATLANTIC  
DEFENSE COURIER SERVICE  
NAVAL SUPPLY SYSTEMS COMMAND FLEET LOGISTICS CENTER SIGONELLA  
NAVY MEDICINE READINESS AND TRAINING COMMAND  
REGION LEGAL SERVICE OFFICE EUROPE AFRICA CENTRAL

NSF Redzikowo:

NAVAL SUPPORT FACILITY REDZIKOWO  
AEGIS ASHORE MISSILE DEFENSE SYSTEM  
NAVAL SUPPLY SYSTEMS COMMAND FLEET LOGISTICS CENTER

NSA Naples:

NAVAL SUPPORT ACTIVITY NAPLES  
NAVAL SUPPORT ACTIVITY NAPLES DETACHMENT GAETA  
NAVAL COMPUTER & TELECOMMUNICATIONS STATION NAPLES  
NAVAL SUPPLY SYSTEMS COMMAND FLEET LOGISTICS CENTER  
FORWARD DEPLOYED REGIONAL MAINTENANCE CENTER  
NAVY MEDICINE READINESS AND TRAINING COMMAND  
MILITARY SEALIFT COMMAND EUROPE AND AFRICA  
NAVY EXCHANGE  
NAVAL FACILITIES ENGINEERING COMMAND EUROPE AFRICA CENTRAL  
REGION LEGAL SERVICE OFFICE EUROPE AFRICA CENTRAL  
NAVAL CRIMINAL INVESTIGATIVE SERVICE  
NAVY REGION EUROPE AFRICA CENTRAL  
NAVAL FORCES EUROPE, U.S. NAVAL FORCES AFRICA  
SIXTH FLEET

NSA Bahrain and Isa AB:

NAVAL SUPPORT ACTIVITY BAHRAIN  
DEFENSE COURIER SERVICE  
MILITARY SEALIFT COMMAND CENTRAL  
FLEET ANTI-TERRORISM SECURITY TEAM BAHRAIN  
NAVY REGION EUROPE AFRICA CENTRAL  
NAVAL FORCES CENTRAL COMMAND  
NAVY MUNITIONS COMMAND ATLANTIC  
NAVAL COMPUTER & TELECOMMUNICATIONS STATION  
NAVY EXPEDITIONARY COMBAT FORCES CENTRAL  
NAVSUP FLEET LOGISTICS CENTER  
FORWARD DEPLOYED REGIONAL MAINTENANCE CENTER  
FLEET AIR WESTERN PACIFIC  
NAVY MEDICINE READINESS AND TRAINING UNIT  
MILITARY SEALIFT COMMAND  
NAVSUP FLEET LOGISTICS CENTER BAHRAIN  
NAVAL SPECIAL WARFARE GROUP ONE  
MARITIME EXPEDITIONARY SECURITY GROUP TWO  
REGION LEGAL SERVICE OFFICE EUROPE AFRICA CENTRAL

NS Rota:

NAVAL STATION ROTA  
FLEET ANTI-TERRORISM SECURITY TEAM  
NAVY MEDICINE READINESS AND TRAINING COMMAND  
NAVY EXCHANGE  
NAVAL COMPUTER & TELECOMMUNICATIONS AREA MASTER STATION  
NAVY ENVIRONMENTAL AND PREVENTIVE MEDICINE UNIT SEVEN  
FORWARD DEPLOYED REGIONAL MAINTENANCE CENTER  
NAVY MUNITIONS COMMAND ATLANTIC  
SIXTH FLEET MINE COUNTERMEASURES DETACHMENT  
REGION LEGAL SERVICE OFFICE EUROPE AFRICA CENTRAL  
EXPLOSIVE ORDNANCE DISPOSAL MOBILE UNIT 8 DETACHMENT ROTA  
U.S.S. DONALD COOK (DDG 75)  
U.S.S. PORTER (DDG 78)  
U.S.S. ROOSEVELT (DDG 80)  
U.S.S. ROSS (DDG 71)

CLDJ:

COMBINED JOINT TASK FORCE - HORN OF AFRICA (CJTF-HOA)  
COMBINED TASK GROUP 68.6, MARITIME EXPEDITIONARY SECURITY SQUADRON 11  
AFRICA COMMANDS NORTH AND WEST AFRICA RESPONSE FORCE (NARF)  
AFRICA COMMANDS EAST AFRICA RESPONSE FORCE (EARF)  
EXPEDITIONARY MEDICAL FACILITY